





T1 PC™

T1 PC. The new ONE and only wash fixture you need for theatre, television and touring.

Specifically designed to fulfil the challenging requirements of these diverse applications within one wash fixture. The new revolutionary MSL™ (Multi-Spectral Light) LED engine provides an output reaching 10.000 lumens. It's impressively bright. Using either the Fresnel or PC lens supplied, T1 PC is full of theatrical subtlety. With CMY colour control, DataSwatch™ filters containing a selection of pre programmed colours via the new generation RCC™ (Robe Colour Calibration) algorithm and a wide ranging 2700K to 8000K CCT control - all variations of colour are possible for even the most demanding designers. The precise needs of theatrical dimming are catered to with our new L3™ Low Light Linearity dimming system. In addition, the high CRI of 90+ provides natural skin tones. For television work, we have included a plus and minus green channel and Cpulse™ flicker-free source management for all vision systems such as HD and UHD cameras. All this combined with our precise +/- 90° rotatable individually controlled internal barndoor system, a zoom range of 7° to 50°, beam shaper, graduated scrim with 180° rotation and light and medium frosts, the result is total control of your designs in theatre, television and touring. You need only ONE. T1.



-  MSL™ 550 W Multi-Spectral LED engine
-  up to 10.075 lm, CRI 90+, + - Green Correction Function, Cpulse™ special flicker free management for HD and UHD cameras
-  7° - 50°
-  Beam Shaper (internal barndoors), Scrim Module

Technical Specification

SOURCE

- Light source type: 550 W RGBAL LED engine
- LED life expectancy: min. 30.000 hours
- Control: Automatic and remote on/off
- Light source warranty: 3 years or 20.000 hours

OPTICAL SYSTEM

- Robe's proprietary optical design
- High - efficiency zoom optical system, ratio 7:1
- Zoom range: 7° - 50°
- Fixture total lumen output: 10.075 lm

DYNAMIC EFFECTS

- Factory calibrated whites and colours via the new RCC™ (Robe Colour Calibration) system, automatic or on-call self-re-calibration of the LED engine without the use of any external tool (Patent pending)
- Colour mixing: CMY/RGB or RGBAL
- Variable CTO: 2.700K - 8.000K
- DataSwatch™ filters: pre-programmed 237 colours and tones including most used whites 2.700K, 3.200K, 4.200K, 5.600K and 8.000K
- Tungsten lamp effect at whites: 2.700K and 3.200K
- + - Green correction function
- Internal barndoors: individual position control of 4 "doors", +/- 90° module rotation (Patent pending)
- Scrim: Graduated filter position control, +/- 180° module rotation (Patent pending)
- Frost: light 5° + medium 10°
- Motorized zoom
- Edge colour correction
- Electronic strobe effect with variable speed up to 20 Hz
- Pre-programmed random strobe & pulse effects
- L3™ - (Low Light Linearity) Imperceptible 18 bit dimming for ultra smooth fade to black
- Extremely quiet operation suitable for all types of production in Theatre and TV
- Cpulse™ special flicker free management for HD and UHD cameras
- Low maintenance requirements due to the sealed effect part of the head, no smoke or dust can get inside and adhere to the optical elements such as gobos and lenses

CONTROL AND PROGRAMMING

- Setting & Addressing: ROBE Navigation System 2 (RNS2)
- Display: QVGA Robe touch screen with battery backup, gravitation sensor for auto screen positioning, operation memory service log with RTC, stand-alone operation with 3 editable programs (each up to 100 steps), built-in analyser for easy fault finding
- Protocols: USITT DMX-512, RDM, ArtNet, MA Net, MA Net2, sACN
- Web server
- Wireless CRMX™ technology from Lumen Radio: On request
- DMX Protocol modes: 3
- Control channels: 35, 24, 39
- Pan/Tilt resolution: 16 bit
- Colour mixing: 8 or 16 bit (internal 18 bit)

- Internal barndoor module movement & rotation: 8 bit
- Frost: 8 bit
- Zoom: 8 or 16 bit
- Edge colour correction: 8 bit
- Dimmer: 8 or 16 bit (internal 18 bit)

MOVEMENT

- Pan movement: 540°
- Tilt movement: 280°
- Movement control: Standard and Speed
- Controllable speed of Pan/Tilt movement
- Automatic Pan/Tilt position correction
- EMS™: Electronic Motion Stabilizer system for Pan & Tilt reducing beam deviation caused by truss movement or vibration (Patent pending)

INTERNAL BARNDOORS

- Blades: 4 blades, each with separate movement control
- Rotation: +/- 90° module rotation

THERMAL SPECIFICATION

- Maximum ambient temperature: 45°C (113°F)
- Maximum surface temperature: 90°C (194°F)
- Minimum operating temperature: -5°C (23°F)

ELECTRICAL SPECIFICATION AND CONNECTIONS

- Power supply: Electronic auto-ranging
- Input voltage range: 100-240 V, 50/60 Hz
- Power consumption: maximum 650 W at 230 V / 50 Hz
- Typical power consumption: 160 - 215 W (one colour = full)
- Power in connector: Neutrik powerCON TRUE1
- DMX and RDM data in/out: Locking 3-pin & 5-pin XLR
- Ethernet port in: RJ45

APPROVALS

- CE Compliant
- cETLus Compliant

MECHANICAL SPECIFICATION

- Height: 712 mm (28") - head in vertical position
- Width: 400 mm (15.7")
- Depth: 258 mm (10.2") - head in vertical position
- Weight: 22.7 kg (48.5 lbs)

RIGGING

- Mounting positions: Horizontally or vertically
- Universal operating position
- Mounting points: 2 pairs of 1/4-turn locking points

- 2x Omega adaptors with 1/4-turn quick locks
- Safety cable attachment point
- Pan and Tilt transport locks

INCLUDED ITEMS

- User Manual
- Omega Adaptor CL-regular 2 pcs
- Power cord including powerCON TRUE1 In connector
- Gel frame adaptor

ACCESSORIES

- Gel frame: 10980452
- Module of fresnel lens T1 PC: 10980450
- Doughty Trigger Clamp: 17030386
- Safety wire 35 kg: 99011963
- Single Top Loader Case: 10120244-02
- Dual Top Loader Case: 10120245-02
- Foam Shell: 20020340-01

LEGAL

- T1 PC™ is a Trademark of Robe lighting s. r. o.
- T1 PC™ is patented by Robe lighting s. r. o. and is protected by one or more pending or issued patents